

2015 FLAT RATE LABOR CHART

labor time is in minutes

Effective February 1, 2015



WALK BEHIND MOWERS

SECTION	UNITS	JOB DESCRIPTION	SECTION	UNITS	JOB DESCRIPTION
CABLES	15*	R & R Cable	ELECTRICAL	15	R & R Battery
	30	R & R Ground Control Levers & includes BBC Controls		ENGINE	60
DRIVE SYSTEM	15	R & R Axle or drive pulley	HANDLES		15
	30	R & R Blade brake clutch		30	R & R Upper handle
	60	R & R Drive belt (AWD)	MOWER DECK	15	R & R Adjuster / axle on drive wheel
	15	R & R Drive belt (2 WD)		15	R & R Adjuster / axle on non drive wheel
	15	R & R Drive gear/pinion		15	R & R Blade/hub
	15	R & R Engine pulley		15	R & R Covers
	30	R & R Friction wheel		60	R & R Deck
	30	R & R Idler pulley			
	45	R & R Transmission			
	15	R & R Transmission drive pulley			
	15	R & R Wheel			

RIDING MOWERS


SECTION	UNITS	JOB DESCRIPTION	SECTION	UNITS	JOB DESCRIPTION
CONTROLS	30	R & R Brake cable / rod	ENGINE	60*	R & R Engine
	45	R & R Height adj. components		30*	R & R Oil drain plug / connection
	30	R & R Height adj. lever	MISC.	60	R & R Dash Lower
	30	R & R Pedal clutch/brake		30	R & R Dash Upper
	30	R & R Throttle/choke cable		30	R & R Emission Return Line
	30	R & R Transmission cable / rod		15	R & R Filter / hose
CUTTING DECK	15*	R & R Anti-sway bar	15	R & R Foot Pads	
	15	R & R Belt guides	15	R & R Fuel Tank / under hood	
	15	R & R Belt pulley	45	R & R Fuel Tank / under fender	
	30	R & R Blade belt primary / secondary	15	R & R Grill	
	30	R & R Blade brake	15	R & R Hood	
	30	R & R Blade spindle/mandrel	30	R & R Muffler	
	90*	R & R Cutting deck (38, 152, 1530 shell)	60	R & R Rear Fender	
	120*	R & R Cutting deck (158, 302, 3015 shell)	15	R & R Seat	
	30	R & R Deck complete	30*	R & R Sloped Drawbar chassis	
	45	R & R Deck support frame	STEERING	30	R & R Front axle
	30	R & R Drive spring		15	R & R Front axle spindle assembly
	30*	R & R Electric deck lift		15	R & R Grease fittings
	15	R & R Front bumper		30	R & R Steering cable
	15	R & R Front deck roller		30	R & R Steering chain
	15	R & R Front fender		15	R & R Steering return spring
	30	R & R Height adjustment		30	R & R Steering sector
	15	R & R Idler pulley (cutting deck)		30	R & R Steering shaft
	15	R & R PTO idler pulley		15	R & R Steering wheel
	15	R & R Rear deck roller		30	R & R Tie rod end
	60	Repair deck lift handle assembly			
ELECTRICAL	15	R & R Battery	TRANSMISSION	15	R & R Brakes
	30	R & R Gauges & switches		15	R & R Drive pulley idler
	45*	R & R Harness under dash		30*	R & R Fan (transaxle)
	60*	R & R Harness under rear of tractor		30*	R & R Front transmission bracket
	15*	R & R Hour meter		15	R & R Front wheel
	15	R & R Ignition switch		15	R & R Idler (trans. gear box)
	60	R & R Main harness		15	R & R Rear wheel
	15	R & R Micro switch		15	R & R Tire
	30	R & R PTO clutch (electric)		90*	R & R Transaxle
	15	R & R Starter solenoid		45*	R & R Transmission belt
	15	R & R Voltage regulator			
	15	R & R Wire connector clutch			

* designates change in labor amount

2015 FLAT RATE LABOR CHART

labor time is in minutes

Effective February 1, 2015



CHAINSAW / CLEARING SAW / TRIMMERS / HEDGETRIMMERS / BLOWERS

SECTION	UNITS	JOB DESCRIPTION	SECTION	UNITS	JOB DESCRIPTION
AIR FILTER / MANIFOLD	15	R & R Air filter	OILER	15	R & R Drive gear
	15	R & R Air filter elbow		30	R & R Oil line / filter
	30	R & R Intake Manifold		15	R & R Oil tank vent
		30		R & R Oiler assembly	
CHAINBRAKE	15	R & R Chain brake	STARTER	15	R & R Assembly starter
	30	Rebuild chain brake		15	R & R Pulley
				15	Repair / replace springs, etc.
CLUTCH	15	R & R Clutch / Drum		15	R & R Rope only
ENGINE	15	R & R Bar bolt	MISC.	30	R & R AV's (Anti vibration dampners) one or all
	15	R & R Chain tensioner		15	R & R Choke / Throttle wire or rod
	90	R & R Cylinder / Piston		30	R & R Controls inner handle
	120	R & R Crankcase		15	Helicoil - Each + \$2.00 Part cost
	150	R & R Crankshaft		15	R & R Inner spike
	15	R & R Crankshaft seal		15	R & R Outer spike
	15	R & R Muffler		15	R & R Tank cap; fuel / oil
	15	Muffler - repair studs		15	R & R Top cover
	150	R & R Main bearing			
	120	R & R Split for gasket			
FUEL SYSTEM	30	R & R Carburetor			
	45	R & R Carburetor shaft			
	15	R & R Fuel filter			
	30*	R & R Fuel line			
	30	R & R Fuel tank			
	15	R & R Primer bulb			
	45*	Rebuild carburetor and / or replace jet			
15	R & R Tank vent				
IGNITION	30	R & R Flywheel			
	30	R & R Flywheel Pawl & Spring			
	30	R & R Generator			
	15	R & R Heat Handles			
	30	R & R Ignition Coil			
	15	R & R Switch			
	15	R & R Wiring			

**See next page for handheld model
specific flat rate information**

* designates change in labor amount

2015 FLAT RATE LABOR CHART

labor time is in minutes

Effective February 1, 2015



CLEARING SAW / TRIMMERS / HEDGETRIMMERS / BLOWERS

UNITS BLOWERS Specific

45	R & R Housing/Impeller
15	R & R Tubes

UNITS CLEARING SAWS / TRIMMERS Specific

15	R & R AV mounts
15	R & R Clutch
15	R & R Fuel tank
15	R & R Gear head
30	Rebuild gear head
15	R & R Replace handle bracket
30	R & R Shaft (screw-in) tube
15	R & R Shaft (square end)
15	R & R Support tower for handles
45	R & R Telescopic shaft
15	R & R Trimmer head assembly


UNITS HEDGETRIMMER Specific

30	R & R Blade connecting rod
15	R & R Guard
30	R & R Hedgetrimmer blades
60	R & R Hedgetrimmer gearcase

2015 FLAT RATE LABOR CHART

labor time is in minutes

Effective February 1, 2015



FRONT & REAR TINE TILLERS

<u>SECTION</u>	<u>UNITS</u>	<u>JOB DESCRIPTION</u>
BELTS	15	R & R Belt
	15	R & R Cables
ENGINE	60	R & R Engine
TRANSMISSION	30*	R & R Pulley
	15	R & R Repair tires
	90	R & R Replace transmission (Front Tine)
	150	R & R Replace transmission (Rear Tine)
		only replace the transmission. Please do not repair the transmission,
	15	R & R Tine
30	R & R Tine case seals	

SNOW THROWERS


<u>SECTION</u>	<u>Units</u>	
GENERAL REPAIRS	15	R & R Adjust auger control cable
	30*	R & R All other cables
	90*	R & R Auger assembly & bearings & auger pulley complete
	30	R & R Auger belt & adjust
	120	R & R Auger housing & chute ring & chute guides
	15*	R & R Auger pulley
	30	R & R Bottom cover
	45*	R & R Drive axle
	60	R & R Electric starter
	60	R & R Engine
	30	R & R Ignition switch
	60*	R & R Power steering cable
	150	R & R RH & LH side frame
	30	R & R Scraper blade-maintenance item
	120	R & R Transmission (HYDRO)
	30	R & R Upper & lower chute

* designates change in labor amount

2015 FLAT RATE LABOR CHART

labor time is in minutes

Effective February 1, 2015



ZERO TURN RIDERS


<u>SECTION</u>	<u>UNITS</u>	<u>JOB DESCRIPTION</u>
CHASSIS	150*	R & R Frame kit
	15	R & R Front Caster Assembly
CUTTING DECK	15	R & R Anti-Scalp Roller/Pin
	30	R & R Deck Drive Belt
	15	R & R Deck Idler Arm
	15	R & R Deck Idler Spring
	15	R & R Deck Idler/Spindle Pulley
	30	R & R Deck Lift Shafts
	30	R & R Deck Lift Spring
	15	R & R Deck Shell (42" - 48")
	20	R & R Deck Shell (52" - 72")
	30	R & R Deck Strut
	30	R & R Mandrel / Deck Spindle (includes rebuild)
ELECTRICAL	15*	R & R 200 ft. lb. Clutch Pigtail
	15	R & R All Relays/ Fuses
	30	R & R All Switches (Except Seat & Brake Switch)
	45	R & R Brake Switch
	15	R & R Battery
	30	R & R Electric Clutch/Spacer
	15	R & R Seat Switch
20	R & R Wire Harness	
ENGINE	30	R & R Choke or Throttle Cable
	10	R & R Engine
	30	R & R Muffler
FUEL SYSTEM	30	R & R Fuel System Components
	30	R & R Fuel Tank
MISC	15*	R & R Cover/caps
	30*	R & R Fender
	15*	R & R Rops Kit
	30	R & R Lift Shaft, Front
	45	R & R Lift Shaft, Rear
TRANSMISSION	30	R & R Brake Band
	45	R & R Brake Controls (all models)
	45	R & R Brake Weldment
	15	R & R Dampener
	30	R & R Engine Pump Drive Pulley
	30	R & R Hoses, Lines, Fittings
	30	R & R Hydro Belt
	20	R & R Hydro Pump (includes leak test & air purge)
	30	R & R Hydro Pump Pulley
	30	R & R Hydro Tank Reservoir (if applicable)
	30	R & R Steering Control Bracket
	90*	R & R Steering control cable
	15	R & R Steering levers
	60	R & R Wheel Motor (includes leak test & air purge)

* designates change in labor amount

2015 FLAT RATE LABOR CHART

labor time is in minutes

Effective February 1, 2015



PWE Branded 4 Stroke Engines

<u>SECTION</u>	<u>UNITS</u>	<u>JOB DESCRIPTION</u>	<u>SECTION</u>	<u>UNITS</u>	<u>JOB DESCRIPTION</u>
AIR CLEANER	15	R & R Air filter assembly	FUEL TANK	15	R & R Cap
	15	R & R Air filter replacement		15	R & R Fuel tank
	15	R & R Carbon canister		15	R & R Hose
CARBURETOR	30	R & R Carburetor		30	R & R Petcock
	15	R & R Choke lever		GASKETS (OIL SEALS)	30
	30	R & R Heater box	15		R & R Crankcase cover
	15	R & R Primer bulb	75		R & R Flywheel side seal
ENGINE (LOWER)	N/A	R & R Connecting rod (authorization required)	15		R & R PTO side seal
	45	R & R Crankcase cover / cove gasket	15	R & R Valve cover gasket	
	N/A	R & R Crankshaft (authorization required)	GOVERNOR	45	R & R Arm Shaft
	75	R & R Crankshaft oil seal / flywheel side		60	R & R Gear (includes weights, holders, sliders, etc.)
	15	R & R Crankshaft oil seal / output seal		30	R & R Linkage
	N/A	R & R Cylinder (authorization required)	IGNITION (ELECTRICAL)	45	R & R CDI box
	60*	R & R Engine complete		60	R & R Electric starter
	45	R & R Oil sensor assembly		30	R & R Fan, flywheel
ENGINE (UPPER)	75	R & R Camshaft		45	R & R Flywheel
	60	R & R Cylinder head assembly	45	R & R Ignition coil	
	N/A	R & R Piston / rod assembly (authorization required)	15	R & R Spark plug	
	30	R & R Push rods	15	R & R Starter solenoid	
	30	R & R Rocker arms	15	R & R Switch - on / off	
	90	R & R Tappets	STARTER	15	R & R Blower housing
	15	R & R Valve cover		15	R & R Recoil starter
15	R & R Valve cover	15		R & R Starter cup	
EXHUAST	15	R & R Exhaust heat shield			
	15	R & R Exhaust muffler / gasket			

* designates change in labor amount